



# Project Presentation – Paper Guidelines

---

Jana Kosecka

Slides adapted from S. Thrun cs223b

# Project Presentations

- Use MS Powerpoint
- Mail to [kosecka@cs.gmu.edu](mailto:kosecka@cs.gmu.edu) the day before
  - PPT file
  - All animations/videos (links please)
- Each group will have 10 minutes
- **WE WILL STRICTLY ENFORCE THE TIME LIMITS**

# Final Project Slides

*Sorry this has to fit into 7(10) minutes*

- 1 Slide with title + team member names
- 1-2 Slide with problem statement and data samples
- 2-3 slide with your approach (keep it short!)
- 2-3 slides with results, animations?
- About 1 slide per minute
  
- (hidden slide: list percentages of who in your team did what, e.g.: Dave did 80% of the work, Mike and Ron each 10%)



# Example Presentation

---



(Dan Gindikin, CS223b 2004)

# Problem: Matching Images to Aerial Maps




$$R \begin{bmatrix} x' \\ y' \\ z' \end{bmatrix} + T = \begin{bmatrix} x \\ y \\ z \end{bmatrix}$$


# Approach: SIFT



Level 2




Level 3





Level 4


# Results



7690  
features



968  
features



Final report



# Your Final Project Paper On-A-Slide

- Abstract
  - Problem, gap, approach, key results
- Introduction
  - Broad problem and impact
  - “scientific gap” (what technical aspects have not yet been solved)
  - summary approach (should include reference to technical gap)
  - key results
- Approach
  - Background tutorial (if necessary)
  - Your technical innovation (might be multiple pages/sections, with repeated reference to scientific gap)
- Results
  - Data sets, simulator, implementation details
  - Empirical results (might be multiple pages)
- Related Work
  - Don't just say what's been done. Point out how prior work relates to yours and to the scientific gap you set forth in the intro.
- Summary/Discussions/Conclusion
  - Summary problem, approach, result, in past tense
  - Discuss open questions, promising research directions
- References

- It doesn't matter how you got there
  - “We tried A, it didn't work, therefore we tried B”
  - “B works. To see, let us consider an obvious alternative A, and show A does not work”
  
- Document your progress, not just achievement
  - “B works”
  - “B improves over A (current techniques) by X, which is important because of ...”
  
- Resist the temptation to say everything you know.
  - A good paper makes one point, not two
  - A good paragraph makes one point, not two
  - (most points are only made in one paragraph, not too)

# Completeness and Conciseness

- Provide Problem motivation
- Describe Significant application domains
- Introduce the State of the art/background material
- Use Consistent Notation
- Make sure your experiments match your claims
- Describe and motivate your measures for evaluation
- Pick informative title
- A picture is worth 1000 words
- Be concise! Get to the point!
- Run a spell and grammar checker
- Use terminology consistently
- Define abbreviations, avoid them if possible